









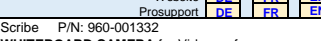
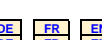





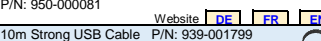
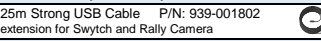




	MEETUP	RALLY BAR MINI	RALLY BAR	RALLY Cam	RALLY	RALLY PLUS	GROUP	PTZ PRO 2	CONNECT	BCC950
<b>Optional accessories</b>										
 Sync. Management Software Software <a href="#">Download</a> Website <a href="#">DE</a> <a href="#">FR</a> <a href="#">EN</a> Prosupport <a href="#">DE</a> <a href="#">FR</a> <a href="#">EN</a>	<input checked="" type="checkbox"/>	<input checked="" type="checkbox"/>	<input checked="" type="checkbox"/>	<input checked="" type="checkbox"/>	<input checked="" type="checkbox"/>	<input checked="" type="checkbox"/>	<input checked="" type="checkbox"/>	<input checked="" type="checkbox"/>	<input checked="" type="checkbox"/>	<input checked="" type="checkbox"/>
 Microphone max. 1x Meetup Mic P/N: 989-000405 Pickup-Range Ø 2.2m fix 6m-cable		max. 2 pcs Rally Mic Graphite P/N: 989-000430 White P/N: 952-000038 Pickup-Range Ø 4.5m fix 2.95m-cable <a href="#">Placement Guide</a>	max. 3 pcs Rally Mic Graphite P/N: 989-000430 White P/N: 952-000038 Pickup-Range Ø 4.5m fix 2.95m-cable <a href="#">Placement Guide</a>		max. 7 pcs Rally Mic Graphite P/N: 989-000430 White P/N: 952-000038 Pickup-Range Ø 4.5m fix 2.95m-cable <a href="#">Placement Guide</a>	max. 7 pcs Rally Mic Graphite P/N: 989-000430 White P/N: 952-000038 Pickup-Range Ø 4.5m fix 2.95m-cable <a href="#">Placement Guide</a>	1 Pair (2 pcs) Extension-Mic P/N: 989-000171 Pickup-Range Ø 2.2m/Mic fix 2.4m-cable			
 Extension Cable for Microphone 1x 10m P/N: 950-000005		max 2x 10m P/N: 952-000047 <a href="#">Datasheet</a>	max 2x 10m P/N: 952-000047 <a href="#">Datasheet</a>		max 1x 10m P/N: 952-000047 <a href="#">Datasheet</a>	max 1x 10m P/N: 952-000047 <a href="#">Datasheet</a>	10m Extension-Cable P/N: 939-001487 15m Extension-Cable P/N: 939-001490			
 Mic Pod Mount (to Rally Mic) for Table & Ceiling		Graphite P/N: 952-000002 White P/N: 952-000020 <a href="#">Datasheet</a>	Graphite P/N: 952-000002 White P/N: 952-000020 <a href="#">Datasheet</a>		Graphite P/N: 952-000002 White P/N: 952-000020 <a href="#">Datasheet</a>	Graphite P/N: 952-000002 White P/N: 952-000020 <a href="#">Datasheet</a>				
 Rally Mic Pod Hub		P/N: 939-001647 fix 2.95m-cable connector for 3 mics <a href="#">Datasheet</a>	P/N: 939-001647 fix 2.95m-cable connector for 3 mics <a href="#">Datasheet</a>		P/N: 939-001647 fix 2.95m-cable connector for 3 mics <a href="#">Datasheet</a>	P/N: 939-001647 fix 2.95m-cable connector for 3 mics <a href="#">Datasheet</a>				
 Rally Speaker P/N: 960-001230 max 2 Speaker / System					P/N: 960-001230 max 2 Speaker / System	max 2 Speaker / System				
 Mounting Solutions TV-Mount (<= 55") P/N: 939-001498 TV-Mount-XL (> 55") P/N: 939-001656 <a href="#">Website</a>		TV Mount for Video Bars P/N: 952-000041 Wall Mount for Video Bars P/N: 952-000044 <a href="#">Datasheet</a>	TV Mount for Video Bars P/N: 952-000041 Wall Mount for Video Bars P/N: 952-000044 <a href="#">Datasheet</a>	TV-Mount-XL (> 55") P/N: 939-001656 <a href="#">Website</a>	RALLY Mounting Kit P/N: 939-001644 TV-Mount-XL (> 55") P/N: 939-001656 <a href="#">Datasheet</a>	RALLY Mounting Kit P/N: 939-001644TV- Mount-XL (> 55") P/N: 939-001656 <a href="#">Datasheet</a>				
 Warranty Extension (Optional) +1 year (= Total 3 years)	994-000098 	994-000138	994-000137	994-000107	994-000100	994-000101				
 Switch P/N: 952-000010 <b>BRING YOUR OWN MEETING</b> Warranty Extension: 994-000125 Website <a href="#">DE</a> <a href="#">FR</a> <a href="#">EN</a> Prosupport <a href="#">DE</a> <a href="#">FR</a> <a href="#">EN</a>	<input checked="" type="checkbox"/>	<input checked="" type="checkbox"/>	<input checked="" type="checkbox"/>	<input checked="" type="checkbox"/>	<input checked="" type="checkbox"/>	<input checked="" type="checkbox"/>	<input checked="" type="checkbox"/>	<input checked="" type="checkbox"/>	<input checked="" type="checkbox"/>	<input checked="" type="checkbox"/>
 Scribe P/N: 960-001332 <b>WHITEBOARD CAMERA</b> for Videoconference Warranty Extension: 994-000147 Website <a href="#">DE</a> <a href="#">FR</a> <a href="#">EN</a> Prosupport <a href="#">DE</a> <a href="#">FR</a> <a href="#">EN</a>	<input checked="" type="checkbox"/>	<input checked="" type="checkbox"/>	<input checked="" type="checkbox"/>	<input checked="" type="checkbox"/>	<input checked="" type="checkbox"/>	<input checked="" type="checkbox"/>	<input checked="" type="checkbox"/>	<input checked="" type="checkbox"/>	<input checked="" type="checkbox"/>	<input checked="" type="checkbox"/>
 <b>TAP incl. Cat5e-KIT ROOM SOLUTION</b> Warranty Ext.: 994-000093 Website <a href="#">DE</a> <a href="#">FR</a> <a href="#">EN</a> Prosupport <a href="#">DE</a> <a href="#">FR</a> <a href="#">EN</a>	<input checked="" type="checkbox"/>	<input checked="" type="checkbox"/>	<input checked="" type="checkbox"/>	<input checked="" type="checkbox"/>	<input checked="" type="checkbox"/>	<input checked="" type="checkbox"/>	<input checked="" type="checkbox"/>	<input checked="" type="checkbox"/>	<input checked="" type="checkbox"/>	<input checked="" type="checkbox"/>
TAP Wallmount <a href="#">P/N: 939-001817</a>										
TAP Tablemount <a href="#">P/N: 939-001811</a>										
TAP Riser Mount <a href="#">P/N: 939-001814</a>										
 Cat5e-Kit, P/N: 952-000019 - Option for old TAP - Included in TAP Cat5e Website <a href="#">DE</a> <a href="#">FR</a> <a href="#">EN</a> Prosupport <a href="#">DE</a> <a href="#">FR</a> <a href="#">EN</a>	<input checked="" type="checkbox"/>	<input checked="" type="checkbox"/>	<input checked="" type="checkbox"/>	<input checked="" type="checkbox"/>	<input checked="" type="checkbox"/>	<input checked="" type="checkbox"/>	<input checked="" type="checkbox"/>	<input checked="" type="checkbox"/>	<input checked="" type="checkbox"/>	<input checked="" type="checkbox"/>
 RoomMate <b>APPLIANCE Device</b> for Room Solution P/N: 950-000081 Website <a href="#">DE</a> <a href="#">FR</a> <a href="#">EN</a>	<input checked="" type="checkbox"/>	no need - already integrated in Rally Bar Mini	no need - already integrated in Rally Bar	<input checked="" type="checkbox"/>	<input checked="" type="checkbox"/>	<input checked="" type="checkbox"/>	<input checked="" type="checkbox"/>	<input checked="" type="checkbox"/>	<input checked="" type="checkbox"/>	<input checked="" type="checkbox"/>
 10m Strong USB Cable P/N: 939-001799 extension for Swytch and Rally Camera				<a href="#">Datasheet</a>	<a href="#">Datasheet</a>	<a href="#">Datasheet</a>				
 25m Strong USB Cable P/N: 939-001802 extension for Swytch and Rally Camera				<a href="#">Datasheet</a>	<a href="#">Datasheet</a>	<a href="#">Datasheet</a>				
 45m Strong USB Cable P/N: 939-001805 extension for Swytch and Rally Camera				<a href="#">Datasheet</a>	<a href="#">Datasheet</a>	<a href="#">Datasheet</a>				
 Logitech Screen Share P/N: 939-001553 Software <a href="#">Download</a> Website <a href="#">DE</a> <a href="#">FR</a> <a href="#">EN</a> Prosupport <a href="#">DE</a> <a href="#">FR</a> <a href="#">EN</a>	<input checked="" type="checkbox"/>	<input checked="" type="checkbox"/>	<input checked="" type="checkbox"/>	<input checked="" type="checkbox"/>	<input checked="" type="checkbox"/>	<input checked="" type="checkbox"/>	<input checked="" type="checkbox"/>	<input checked="" type="checkbox"/>	<input checked="" type="checkbox"/>	<input checked="" type="checkbox"/>
 Mersive Solstice Conference P/N: SP-8100-E3 <b>BRING YOUR OWN MEETING wireless</b> Software <a href="#">Download</a> Website <a href="#">DE</a> <a href="#">FR</a> <a href="#">EN</a> Documentation <a href="#">DE</a> <a href="#">FR</a> <a href="#">EN</a>	<input checked="" type="checkbox"/>	<input checked="" type="checkbox"/>	<input checked="" type="checkbox"/>	<input checked="" type="checkbox"/>	<input checked="" type="checkbox"/>	<input checked="" type="checkbox"/>	<input checked="" type="checkbox"/>	<input checked="" type="checkbox"/>	<input checked="" type="checkbox"/>	<input checked="" type="checkbox"/>

**Logitech Room Solutions Bundles**

**with Computing Device Windows or ChromeOS**

	TAP Base	TAP Small Room	TAP Small Room	TAP Medium Room	TAP Medium Room	TAP Large Room
Conference AV Device		MEETUP	RALLY BAR MINI	RALLY BAR	RALLY	RALLY PLUS
> Seats/Room		3-6	3-8	6-13	6-13	10 - 46
Room Size		small <15m2	small <15m2	medium <40m2	medium <40m2	large >40m2
Package contents	TAP Cat5e-KIT NUC (Windows) or Chromebox (Google) PC Mount Jumpstart (only Teams)	TAP Cat5e-KIT NUC (Windows) or Chromebox (Google) PC Mount Jumpstart (only Teams) Meetup	TAP Cat5e-KIT NUC (Windows) or Chromebox (Google) PC Mount Jumpstart (only Teams) Rally Bar Mini	TAP Cat5e-KIT NUC (Windows) or Chromebox (Google) PC Mount Jumpstart (only Teams) Rally Bar	TAP Cat5e-KIT NUC (Windows) or Chromebox (Google) PC Mount Jumpstart (only Teams) Rally Rally Mounting Kit	TAP Cat5e-KIT NUC (Windows) or Chromebox (Google) PC Mount Jumpstart (only Teams) Rally Plus Rally Mounting Kit Rally Mic Pod Hub
Microsoft Teams Rooms Brochure <a href="#">DE</a> <a href="#">FR</a> <a href="#">EN</a>	TAPMSTBASEINT	TAPMUPMSTINT	TAPMSTBASEINT + 960-001339	TAPMSTBASEINT + 960-001311	TAPRALMSTINT	TAPRAPMSTINT
ZOOM Rooms Brochure <a href="#">DE</a> <a href="#">FR</a> <a href="#">EN</a>	TAPZOMBASEINT	TAPZOOMSMALL/2	TAPZOMBASEINT + 960-001339	TAPZOMBASEINT + 960-001311	TAPZOOMMEDIUM/2 EU-Ver	TAPZOOMLARGE/2
Google Meet Rooms Brochure <a href="#">DE</a> <a href="#">FR</a> <a href="#">EN</a>		TAPMUPGGLCTL			TAPRALGGLCTL	TAPRAPGGLCTL

**Logitech Room Solutions Bundles**

**Appliance (Android)**

	TAP Small Room	TAP Medium Room	TAP Large Room
Conference AV Device	RALLY BAR MINI	RALLY BAR	RALLY PLUS
> Seats/Room	3-8	6-13	10 - 46
Room Size	small <15m2	medium <40m2	large >40m2
Package contents	TAP Cat5e-KIT Jumpstart (only Teams) Rally Bar Mini	TAP Cat5e-KIT Jumpstart (only Teams) Rally Bar	TAP Cat5e-KIT RoomMate PC Mount Jumpstart (only Teams) Rally Plus Rally Mounting Kit Rally Mic Pod Hub
Microsoft Teams Rooms Brochure <a href="#">DE</a> <a href="#">FR</a> <a href="#">EN</a>	TAPRMGMSTAPP	TAPRBGMSTAPP	Marketstart: October 2021
Universal for: ZOOM Rooms Pexip GoToMeeting RingCentral Brochure <a href="#">DE</a> <a href="#">FR</a> <a href="#">EN</a>	TAPRMGUNIAPP	TAPRBGUNIAPP	Marketstart: October 2021

## Room Configurator

for Video Conferencing Systems

www. |

## Feature Comparison

### Microsoft Teams Room on Windows vs Android

on July 2021

	MTR on Windows (MTRoW)	MTR on Android (MTRoA)
Operating System	Windows 10 IoT Enterprise	Android
UC Plattform (nativ)	Teams & SfB	Teams
Video resolution	1080p	720p (1080p on Roadmap)
Direct Guest Join	Yes, WebEx and Zoom	
Content Camera Magic Whiteboard Logitech Scribe	✓	No (in development)
Whiteboard Support	✓	✓
HDMI content Input	✓	✓
Dual-Display	✓	✓
Touchscreen-Display Support	✓	✓
Raise hand	✓	✓
Blur/Custom Background	✗	✓ (personal mode)
Personal Mode	✗	✓
One Touch Join	✓	✓
Plug-in support (Crestron & Extron)	✓	✗
Coordinate Meetings	✓	✗
* RightSight 2 (only Teams Rooms)	In development	✗
Meeting room capacity notifications	In development	✗

\* **RightSight 2**, a new Teams Rooms feature for Logitech Rally Bar and Rally Bar Mini, creates a more inclusive meeting experience for remote users by displaying two views on the Teams meeting screen: one of the active speaker, and another that captures everyone in the room. As the conversation shifts to a different speaker, so does the camera. RightSight 2 will be available later this year as a software update for Teams Rooms.

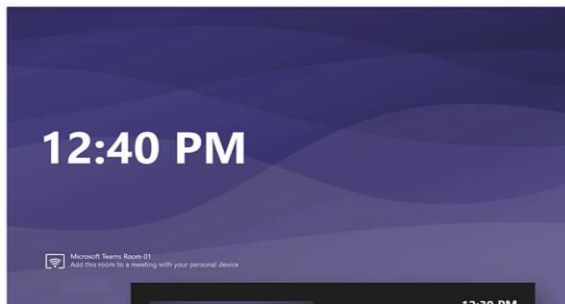


Deployment Microsoft Teams-Rooms Apps with Android

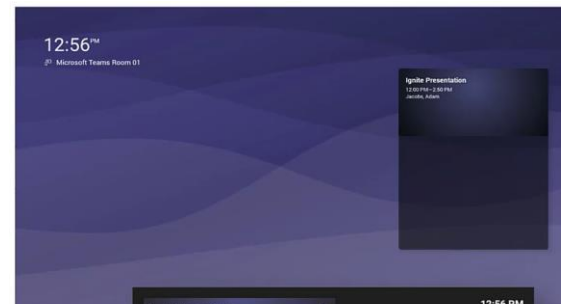
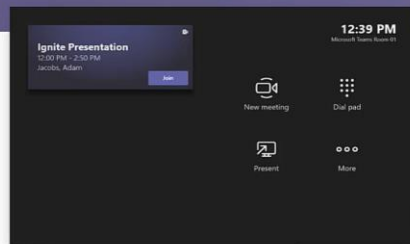
<https://docs.microsoft.com/de-de/microsoftteams/devices/collab-bar-deploy>

Supported Features on Android: <https://prosupport.logi.com/hc/de-at/articles/4403127672087-Unter-CollabOS-unterst%C3%BCtzte-Funktionen-von-Microsoft-Teams-Rooms-on-Android>

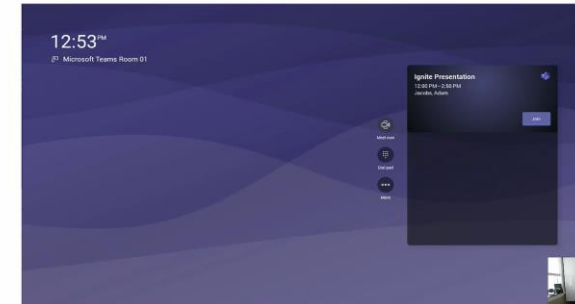
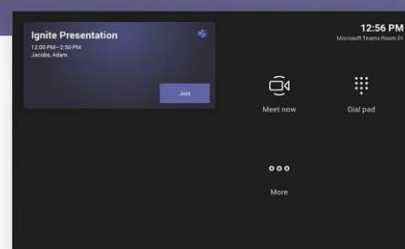
Personal mode



MTRoW



MTRoA



## Deployment

### Configure accounts for Microsoft Teams Rooms

Shared Devices:

Step 1: Configure accounts for Microsoft Teams Rooms: <https://docs.microsoft.com/MicrosoftTeams/rooms>

Step 2: Define account mode Personal vs. Meeting Room (applicable to MTRoA)

Personal Mode	Meeting room
<ul style="list-style-type: none"><li>• Access to calling settings without a password</li></ul>	<ul style="list-style-type: none"><li>• Restricted access to calling settings and Bluetooth</li></ul>
<ul style="list-style-type: none"><li>• Ability to sign out</li></ul>	<ul style="list-style-type: none"><li>• Restrict access to sign out</li></ul>
<ul style="list-style-type: none"><li>• Start recording</li></ul>	<ul style="list-style-type: none"><li>• Allow auto answer setting to be enabled</li></ul>
<ul style="list-style-type: none"><li>• Start whiteboard</li></ul>	<ul style="list-style-type: none"><li>• Set-CsTeamsCallingPolicy - AutoAnswerEnabledType Enabled</li></ul>
<ul style="list-style-type: none"><li>• Background settings (only if console is not paired)</li></ul>	<ul style="list-style-type: none"><li>• Once is setting is enabled, incoming meeting invites for scheduled meetings will auto accept within 5 seconds</li></ul>

## Get Access to the Littlebit Partner Webshop

Get your own Login to receive regularly Price & Marketing Informations

Your Company has allready a Login? Send us a short Email that we add you for your own Login and Marketing Informations.

Deutschland	<a href="https://www.littlebit.de/registrierung/handlerantragsformular-de">https://www.littlebit.de/registrierung/handlerantragsformular-de</a>
Österreich	<a href="https://www.littlebit.at/registrierung/handlerantragsformular">https://www.littlebit.at/registrierung/handlerantragsformular</a>
Schweiz	<a href="https://www.littlebit.ch/registrierung/handlerantragsformular">https://www.littlebit.ch/registrierung/handlerantragsformular</a>
Suisse	<a href="https://www.littlebit.ch/registrierung/handlerantragsformular-fr">https://www.littlebit.ch/registrierung/handlerantragsformular-fr</a>
Nederland	<a href="https://www.littlebit-tech.nl/handlerantragsformular-nl">https://www.littlebit-tech.nl/handlerantragsformular-nl</a>

## Become a Logitech Partner

Sign in to access exclusive Logitech Partner resources, tools, opportunities and support

Included:

- Deal Registration
- Logitech University
- Marketing Ressources
- Logitech Partner Contract (optional)

Link <https://partners.logitech.com>

## Information Database for Logitech Videoconference

Business Support and Information Database

[www.prosupport.logi.com](http://www.prosupport.logi.com)

## Support for Logitech Videoconference

Logitech B2B support for Support and Warranty can be contacted via online ticket or telephone.

Deutschland	<a href="https://prosupport.logi.com/hc/de/requests/new?ticket_form_id=360002418454">https://prosupport.logi.com/hc/de/requests/new?ticket_form_id=360002418454</a> Mo-Fr 9-17 Uhr: +49 157 3598 1501
Österreich	<a href="https://prosupport.logi.com/hc/de-at/requests/new?ticket_form_id=360002418454">https://prosupport.logi.com/hc/de-at/requests/new?ticket_form_id=360002418454</a> Mo-Fr 9-17 Uhr: +43 720 778249
Schweiz	<a href="https://prosupport.logi.com/hc/de-ch/requests/new?ticket_form_id=360002418454">https://prosupport.logi.com/hc/de-ch/requests/new?ticket_form_id=360002418454</a> Mo-Fr 9-17 Uhr: +49 157 3598 1501
Suisse	<a href="https://prosupport.logi.com/hc/fr-ch/requests/new?ticket_form_id=360002418454">https://prosupport.logi.com/hc/fr-ch/requests/new?ticket_form_id=360002418454</a> 9:00 - 17:00, du lundi au vendredi: +33 1 86 47 26 24
Svizzera	<a href="https://prosupport.logi.com/hc/it-ch/requests/new?ticket_form_id=360002418454">https://prosupport.logi.com/hc/it-ch/requests/new?ticket_form_id=360002418454</a> 9:00 - 17:00, lunedì - venerdì: +41 44 505 16 05
Nederland	<a href="https://prosupport.logi.com/hc/nl/requests/new?ticket_form_id=360002418454">https://prosupport.logi.com/hc/nl/requests/new?ticket_form_id=360002418454</a>

## Spare Parts Webshop for everyone

<https://www.logitech.com/en-us/compliance>

## Compliance Certification

<https://prosupport.logi.com/hc/en-ch/articles/360039690234>

## Microsoft TEAMS ROOM

Please use the JumpStart Support to activate Teams Room

→ Jumpstart supports the IT administrator to successfully connect Teams Rooms to their Microsoft infrastructure.

Your purchase includes access to expert resources that support the initial integration of your room solutions with the software, networks, and systems used for Microsoft Teams Rooms meetings. Our experts will help resolve any issue and/or create a plan of action to gain normal operation of your room system for 90 days from the date of purchase.

### Please note the following frequently asked questions:

Q: What is the default password to access settings and admin account?

A: The default password is **sfb**

Q: Where can I obtain detailed information for planning, deploying, and managing my Teams Rooms?

A: Visit Microsoft's TechNet resources <https://docs.microsoft.com/MicrosoftTeams/rooms>

Android: <https://docs.microsoft.com/de-de/microsoftteams/devices/collab-bar-deploy>

German: First Steps with Teams Rooms on Android: <https://support.microsoft.com/de-de/office/erste-schritte-mit-teams-r%c3%a4ume-unter-android-68517298-d513-46be-8d6d-d41db5e6b4b2?ui=de-DE&rs=de-DE&ad=DE>

Q: Why do Microsoft Teams Rooms solutions require updates out of the box?

A: Teams Rooms are built on applications, OS, and firmware that get regularly updated. **Before first use, be sure to check for updates and apply them** for best experience and performance.

To access JumpStart support:

1. Visit [www.logitech.com/jumpstart](http://www.logitech.com/jumpstart) .
2. Complete the support request form, including Tap Serial Number (S/N on box or product) and a description of the issue.

Please note that JumpStart services are delivered in English. You can expect a response within one business day.

To learn more about Logitech JumpStart, please visit our Frequently Asked Questions at [www.logitech.com/tap-jumpstart](http://www.logitech.com/tap-jumpstart).

If you have trouble using the service, contact us at [jumpstart@logitech.com](mailto:jumpstart@logitech.com).

Please be aware that by purchasing JumpStart, you agree to the terms of service at [www.logitech.com/jumpstart-terms](http://www.logitech.com/jumpstart-terms).

## GOOGLE MEET Roomsolution

Installation Guide: <https://www.logitech.com/de-de/video-collaboration/products/tap/tap-installation-guide/google.html>

## ZOOM ROOM Roomsolution

Link: [www.logitech.com/zoom/setup](http://www.logitech.com/zoom/setup)

Zoom Setup&Configuration: <https://support.zoom.us/hc/en-us/sections/200305533-Setup-Configuration>

## APPLIANCE based Conference-Roomsolution

1. Connect via USB the Logitech "Rally Bar or RoomMate to your Computer.
2. Install Logitech Sync on your Computer  
→ [Download](#)
3. Follow the instructions of Sync

## NUC for Logitech Room Solution

Littlebit vertreibt ausschliesslich die AIS NUC's sowie CTL Chromeboxen für die Google Meet Lösungen. Der neue AIS NUC ist Bestandteil der neuen TAP Bundles

AIS NUC 2021: Intel Core i5-1135G7 CPU, 8GB RAM, 250GB SSD, Windows 10 IoT Enterprise, Microsoft Teams Rooms for Logitech video conferencing bundles with Logitech TAP

Dieser ist in der Lage, 4 Bildschirme anzuschliessen: 2x HDMI + 2x USB-C (unterstützt DisplayPort)

Der AIS NUC hat den kleinsten Formfaktor und unterstützt die neuesten USB- und Wifi6-Standards

Im Gegensatz zur Logitech Hardware, hat der neue AIS NUC 3 Jahre Standardgarantie.

[Link: NUC11TNKi5](#)

[Link: Pictures](#)

# QUICK COMPARE MICROSOFT TEAMS ROOMS



Microsoft				
	AIS (2021 NUC)	Lenovo	HP	DELL
Platform	NUC11TNKi5	ThinkSmart Edition Tiny M920	HP Elite Slice G2	Optiplex 7080XE
CPU	Core i5 1135G7	Core i5 9600T	Core i5 7500T	Core i7 10700T
RAM	8GB	8GB (2x4GB)	8GB (2x4GB)	16GB (2x8GB)
SSD	M.2 Drive	128GB	128GB	128GB
OS	Windows 10 IoT Enterprise SAC	Windows 10 IoT Enterprise SAC	Windows 10 IoT Enterprise SAC	Windows 10 IoT Enterprise SAC
vPro	No	Yes	Yes	Yes
HDMI Out:	2 HDMI x 2.0b	2 x HDMI 1 x DisplayPort (DP to HDMI Adapter)	1x Displayport (with DP to HDMI adapter) 1 HDMI 1.4	2 DisplayPort x 1.4 (DP to HDMI adapter) 1x HDMI 2.0b Port
USB	Front: 2@USB 3.2 Rear 1 @ USB 3.2 1@ USB 2.0 2 @ USB-C 4.0 Supports 1 DisplayPort	Front: USB 3.1 Gen 1 USB 3.1 Gen 1 Type-C Rear: 2 x USB 3.1 Gen 2 2 x USB 3.1 Gen 1	1 SUB-C W/DisplayPort 1 USB-C 2 USB 3.1	Front: 1 USB 3.2 Gen2 Type-A 1 USB 3.2 Gen2 Type-C Rear: 3 USB 3.2 Gen1 Type-A port (rear) 2 USB 3.2 Gen2 Type-A ports (rear)
Dimensions:	117 x 112 x 37mm	179 mm x 182.9 mm x 36.5 mm	165.1 mm x 165.1 mm x 111.76mm	182.00 mm x 178.56 mm x 36mm
VESA Mount	Yes	Yes	Yes	Yes
Warranty	3 year	3 year on-site	3 year on-site	3 Year



# coming soon....



## **Webcams**

## **Headsets**

- Wired
- Wireless
- Business Earbuds (Wired)
- Business Earbuds (Wireless)

The first Teams-certified true wireless earbuds from Logitech will soon be available; an always on Teams experience from your mobile device or desktop.

## **Qbert**

Speaker/Mic with Benefits...for Single Office and Homeoffice :-)

## Distributor:

### Littlebit Technology Group

CH	Littlebit Technology AG, Hünenberg, Switzerland <a href="mailto:business@littlebit.ch">business@littlebit.ch</a> <a href="http://www.littlebit.ch">www.littlebit.ch</a>
DE	Littlebit Technology GmbH, DE-63755 Alzenau, Germany <a href="mailto:info@littlebit.de">info@littlebit.de</a> <a href="http://www.littlebit.de">www.littlebit.de</a>
AT	Littlebit Technology GmbH, AT-1190 Wien, Austria <a href="mailto:info@littlebit.at">info@littlebit.at</a> <a href="http://www.littlebit.at">www.littlebit.at</a>
NL	Littlebit Technology B.V., 3991 CD Houten, NL <a href="mailto:info@littlebit-tech.nl">info@littlebit-tech.nl</a> <a href="https://www.littlebit-tech.nl">https://www.littlebit-tech.nl</a>

### Get Access to the Littlebit Partner Webshop

Get your own Login to receive regularly Price & Marketing Informations

Your Company has already a Login? Send us a short Email that we add you for your own Login and Marketing Informations.

- DE <https://www.littlebit.de/registrierung/handlerantragsformular-de>
- AT <https://www.littlebit.at/registrierung/handlerantragsformular>
- CH-de <https://www.littlebit.ch/registrierung/handlerantragsformular>
- CH-fr <https://www.littlebit.ch/registrierung/handlerantragsformular-fr>
- NL <https://www.littlebit-tech.nl/handlerantragsformular-nl>